
















BH073134A








# EIGHTCHECK-3WP ASSAY SHEET for pocH-100iV Diff Normal Level



**LOT** 4027 0822 

Parameters	Mean	Limit %	Limit #	Range	Barcode
WBC [10 <sup>3</sup> /μL]	7.4	9.0	0.7	8.1	
				6.7	
RBC [10 <sup>6</sup> /μL]	4.49	5.0	0.22	4.71	
				4.27	
HGB	[g/dL]	12.4	5.0	0.6	
				13.0	
	[g/L]	124.0	5.0	6.0	
				118.0	
[mmol/L]	7.7	5.0	0.4	8.1	
				7.3	
HCT	[%]	36.8	8.0	2.9	
				39.7	
	[L/L]	0.368	8.0	0.029	
				0.397	
				0.339	
MCV [fL]	82.0	6.0	4.9	86.9	
				77.1	
MCH	[pg]	27.6	6.0	1.7	
				29.3	
	[amol]	1713	6.0	103	
				1816	
MCHC	[g/dL]	33.7	7.0	2.4	
				36.1	
	[g/L]	337.0	7.0	24.0	
				361.0	
	[mmol/L]	20.9	7.0	1.5	
				22.4	
				19.4	

 04-May-2024 

Parameters	Mean	Limit %	Limit #	Range	Barcode
PLT [10 <sup>3</sup> /μL]	220	15	33	253	
				187	
LYM% [%]	30.9	13.0	4.0	34.9	
				26.9	
OTHR% [%]	11.4	40.0	4.6	16.0	
				6.8	
EO% <sup>1)</sup> [%]	57.7	10.0	5.8	63.5	
				51.9	
LYM# <sup>1)</sup> [10 <sup>3</sup> /μL]	2.3	20.0	0.5	2.8	
				1.8	
OTHR# <sup>1)</sup> [10 <sup>3</sup> /μL]	0.8	50.0	0.4	1.2	
				0.4	
EO# <sup>1)</sup> [10 <sup>3</sup> /μL]	4.3	15.0	0.6	4.9	
				3.7	

1) These parameters values should be used as a reference only.

